CUSTOMER DRAWING

PART NO. KR11001-D*

| GENERAL TOLERANCE (HOUSING) | | | | | | | USED ON |
|---|---|---|---|---|---|---|---|
| 10MAX | 50MAX | 100MAX | 250MAX | 250VR | ANGLE | ECCENT | |
| ±0.2 | ±0.3 | ±0.55 | ±0.95 | ±1.4 | ±30′ | 0.1 | |

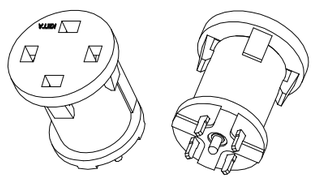

ISOMETRIC VIEW

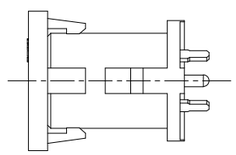

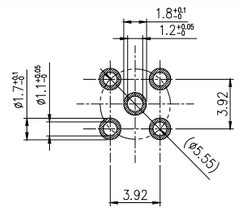


PCB LAYOUT

(General Tolerance: ±0.05)

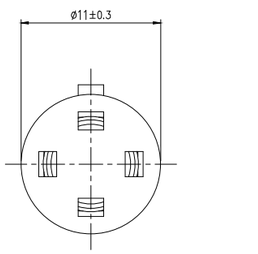


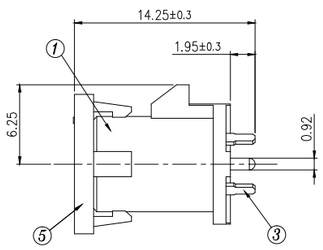


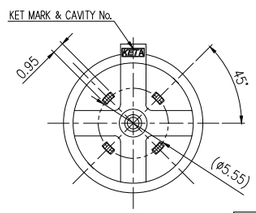


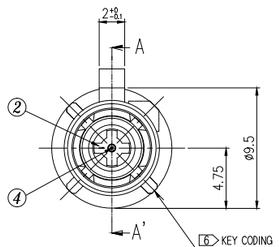


주 기

1. 기능상 유해한 휨, 변형 및 BURR 없을 것.
2. CODING KEY는 TABLE "A" 참고할 것
3. HKMC ES91500-03 SPEC 에 준할 것
4. MS 201-02 중금속 관련 SPEC 에 준할 것.
5. ○ 중요 관리 치수

"6 hazardous substances in parts (Lead, Mercury, Cadmium, Hexavalent Chromium, PBBs, PBDEs) shall not exceed the maximum permissible concentration prescribed under EU ELV Directive & RoHS Regulation."

| No. | Part Name | Material | Color | Fnish | Q'ty | Remark |
|---|---|---|---|---|---|---|
| 5 | CAP | PA46 | – | – | 1 | |
| 4 | CONTACT | BRASS | – | Ni+Au | 1 | |
| 3 | SHELL | BRASS | – | Ni+Sn | 1 | |
| 2 | INSULATOR | PA6T | BLACK | – | 1 | |
| 1 | OUT HOUSING | PA46 | SEE TABLE"A" | – | 1 | |

ISSUE MARK

한국단자공업주식회사 출 2018.09.11 관 도 개 발 2 팀

| LTR | REVISION RECORD | DR. | CHK. | APP. | DATE |
|---|---|---|---|---|---|
| ⚠ | ECO-1809-1259에 따른 치수 변경 | 변. | 김m | 박c | 18.09.10 |
| ⚠ | RELEASE | 변. | 김n | 박c | 16.06.14 |

| | | | |
|---|---|---|---|
| DR. | W.J.H 16.06.14 | CHK. | L.K.N 16.06.14 |
| CHK. | | APP. | K.H.C 16.06.14 |

MATERIAL C3604
FINISH Ni 1-2.5 + AuF
WIRE RANGE
INSULATION
CLASS RF
TYPE PCB CONN"
TOLERANCE EXCEPT AS NOTED ±0.2
SCALE 4:1
PART NO. KR11001-D*
PART NAME FAKRA WAFER VERTICAL ASS'Y (DIP_*)

KET ENGINEERED KOREA ELECTRIC TERMINAL CO., LTD.

DESIGN REVISION NO. 1

DIMENSIONS IN (MM)

CUSTOMER DRAWING

PART NO. KR11001-D*

# FAKRA WAFER VERTICAL TYPE LINE UP

| CODING | | COLOR | PART No. | PART Name. | AVAILABLE CODING |
|---|---|---|---|---|---|
| | A | BLACK | - | - | - |
| | B | WHITE | - | - | - |
| | C | BLUE | KR11001-DC | FAKRA WAFER VERTICAL ASSY (DIP_C) | O |
| | D | BORDEAUX VIOLET | - | - | - |
| | E | GREEN | KR11001-DE | FAKRA WAFER VERTICAL ASSY (DIP_E) | O |
| | F | BROWN | - | - | - |
| | G | GRAY | - | - | - |
| | H | VIOLET | - | - | - |
| | I | BEIGE | - | - | - |
| | K | CURRY | - | - | - |
| | M | PASTEL ORANGE | KR11001-DM | FAKRA WAFER VERTICAL ASSY (DIP_M) | O |
| | Z | WATER BLUE | - | - | - |

## TABLE "A"

DIE NO. | ISSUE MARK

APPROVED 2019.11.05 KOREA ELECTRIC TERMINAL CO., LTD. Korea Electric Terminal Co., Ltd.

"6 hazardous substances in parts (Lead, Mercury, Cadmium, Hexavalent Chromium, PBBs, PBDEs) shall not exceed the maximum permissible concentration prescribed under EU ELV Directive & RoHS Regulation."

| LTR | REVISION RECORD | DR. | CHK. | APP. | DATE |
|---|---|---|---|---|---|
| ⚠ | ECO-1809-1259에 따른 치수 변경 | 변. | 김m | 박c | 18.09.10 |
| ⚠ | RELEASE | 변. | 김n | 박c | 16.06.14 |

| | | | |
|---|---|---|---|
| DR. | W.J.H 16.06.14 | CHK. | L.K.N 16.06.14 |
| CHK. | | APP. | K.H.C 16.06.14 |

MATERIAL
FINISH SEE NOTE
WIRE RANGE
INSULATION
CLASS RF
TYPE PCB CONN"
TOLERANCE EXCEPT AS NOTED ±0.2
SCALE 4:1
PART NO. KR11001-D*
PART NAME FAKRA WAFER VERTICAL ASS'Y (DIP_*) 2 / 2

KET ENGINEERED KOREA ELECTRIC TERMINAL CO., LTD.

DESIGN REVISION NO. 1

DIMENSIONS IN (MM)