PART NO. MG641234 △4MG641234S-5

CUSTOMER DRAWING

NO	ASSY NO.	PART NO.	PART NAME	MATERIAL	FINISH
1	MG641234	MG671231	SSD-3F HOUSING	PBT	BLACK
2		P900694	SSD-3P INNER SEAL	SILICON	RED

NO	ASSY NO.	PART NO.	PART NAME	MATERIAL	FINISH
1	△4MG641234S-5	MG671231	SSD-3F HOUSING	PBT	BLACK
2		P900694	SSD-3P INNER SEAL	SILICON	△4BLACK

GENERAL TOLERANCE (HOUSING)							USED ON
10MAX	50MAX	100MAX	250MAX	250VR	ANGLE	ECCENT	
±0.2	±0.3	±0.55	±0.95	±1.4	±30'	0.1	

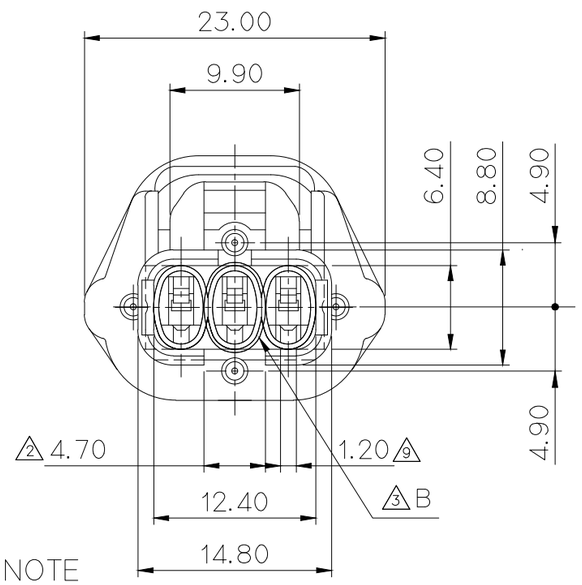

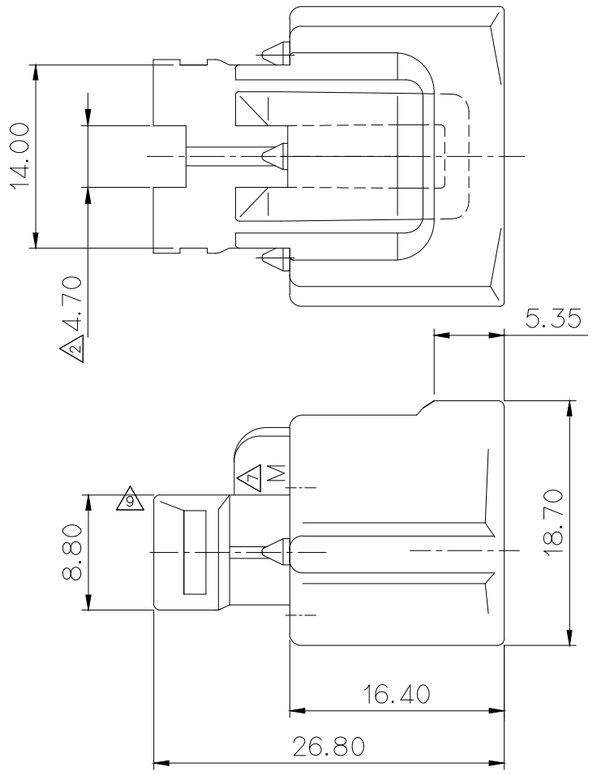

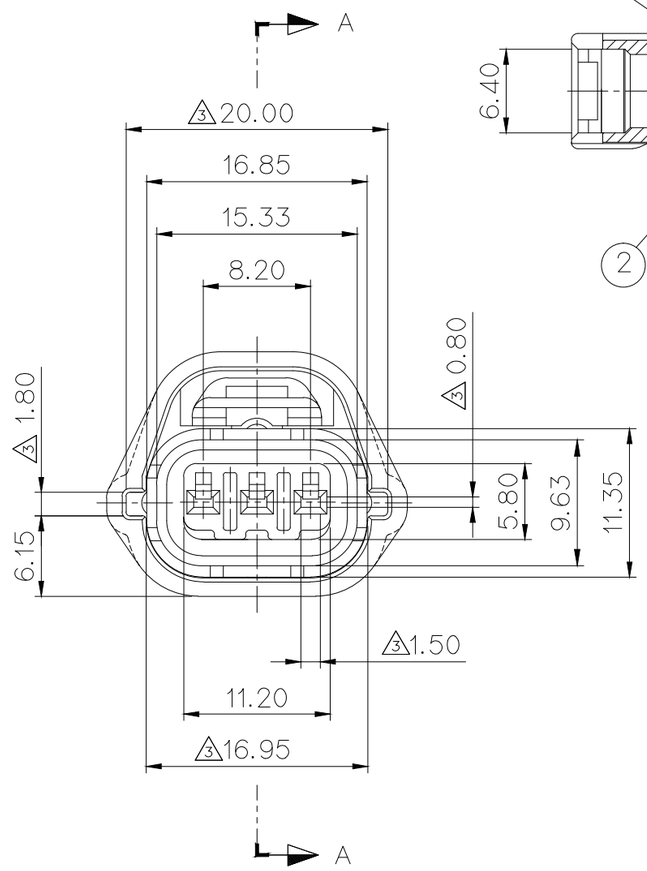

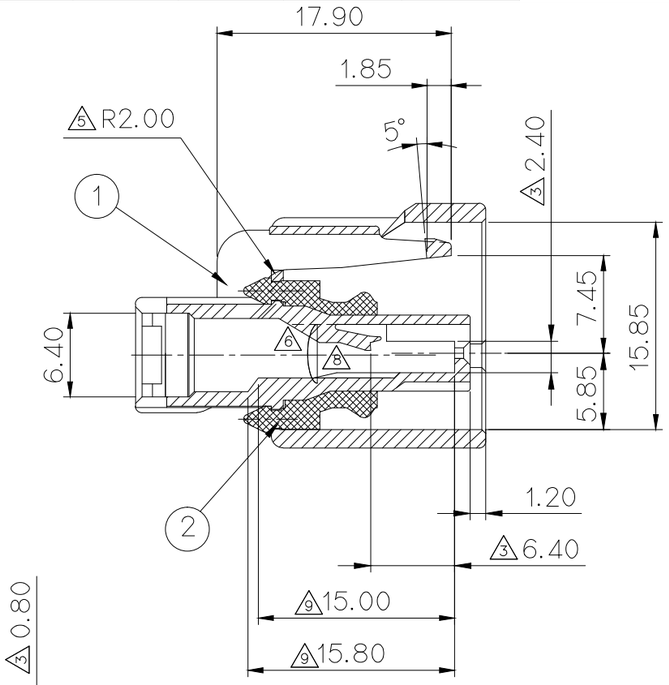

SECTION A-A

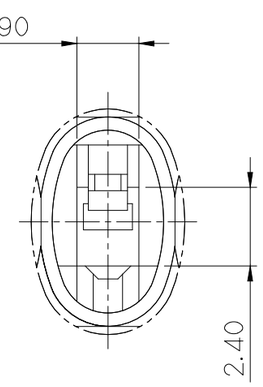

△8△3 DETAIL B(S=5/1)

(TERMINAL 삽입부 DIMENSION)

NOTE

1. MUST BE FREE OF FLASH, SINK AND IMPERFECTION THAT AFFECT FUNCTION.
2. APPLICABLE PART : SSD REC. TM'L (ST730622)
   SSD 3P REAR HOLDER (MG631233)
3. △9 6 HAZARDOUS SUBSTANCES IN PARTS (LEAD, MERCURY, CADMIUM, HEXAVALENT CHROMIUM, PBBs, PBDEs) SHALL NOT EXCEED THE MAXIMUM PERMISSIBLE CONCENTRATION PRESCRIBED UNDER EU ELV DIRECTIVE & RoHS REGULATION.

주 기

1. 기능상 유해한 BURR 및 WELDLINE등이 없을것.
2. 적용부품 : SSD REC. TM'L (ST730622)
   SSD 3P REAR HOLDER (MG631233)
3. △9 제품내 함유된 6대 유해물질 (납, 수은, 카드뮴, 6가크롬, PBBs, PBDEs)은 EU ELV 지침 및 RoHS 법규에서 지정한 최대 허용 농도를 초과해서는 안된다.

(DIMENSIONS IN MM)

LTR	REVISION RECORD	DR. / CHK.	APP.	DATE
△9	설계사양변경(S090096)근거 도면 재작성 (TERMINAL 역삽입 개선 위한 형상 변경)	BJG		'09.04.24
△8	설계사양변경(S060092)근거 도면 재작성 (TERMINAL 역삽입 개선 위한 형상 변경)	KBS		'06.04.05
△7	설계사양변경(S060080)근거 도면 재작성 ("M"마크 표기)	KBS		'06.03.07
△6	시방변경(S040207)근거 도면 재작성	KDJ		'04.12.06
△5	시방변경(S040123)근거 도면 재작성	KDJ		'04.09.13
△4	시방변경(S040081)근거 도면 재작성	KDJ		'04.07.01
△3	고객 요청에 의한 치수 추가	OJM		'00.11.10
△2	시방변경(000128)에 의한 수정	K.J.LEE		'00.08.16
△1	CU요청('98.11.30회의록)에 의한 도면 재작성			'98.12.02

DR. JANG 97.12.03 CHK. 12/3 12/4

CHK. 12/4 APP. 12/5

APPROVED
2017-08-10
KOREA ELECTRIC TERMINAL CO., LTD. Product Developme nt Team 1

ISSUE MARK

MATERIAL	SEE TABLE	KET ENGINEERED	KOREA ELECTRIC TERMINAL CO., LTD.
FINISH	SEE TABLE		
WIRE RANGE		CLASS	
INSULATION		TYPE	
TOLERANCE EXCEPT AS NOTED SEE TABLE	SCALE 2/1	PART NO.	MG641234 △4MG641234S-5
PART NAME	SSD 3F HOUSING ASSY (A)		